

SREE SANKARA COLLEGE ASSOCIATION- KALADY.
Income and Expenditure for the year ended 31st March, 2018


Particulars	Note No	For the year ended 31st March 2018	For the year ended 31st March 2017
I. Revenue from operations	J	14,019,809.00	12,740,330.00
II. Other Income	K	451,897.00	731,394.00
III. Total Revenue (I +II)		14,471,706.00	13,471,724.00
<u>IV. Expenses:</u>			
Financial costs	L	3,918.15	4,340.61
Employee benefit expense	M	4,203,327.00	2,588,220.00
Depreciation and amortization expense	I	6,207,038.77	4,399,444.59
Other expenses	N	5,246,197.00	7,273,703.50
Total Expenses		15,660,480.92	14,265,708.70
V. Loss before exceptional and extraordinary items and tax	(III - IV)	(1,188,774.92)	(793,984.70)


K. Anand
(Mg. Director)


T P Sivaramakrishnan
(Chartered Accountant)





D. Desaratharaman
(Director)

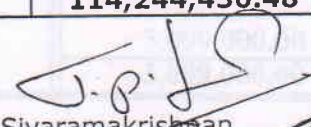

K.S. Neelacanta Iyer
(Director)

Place : Kalady
Date : 7.9.2018


SREE SANKARA COLLEGE ASSOCIATION- KALADY.
Balance Sheet as at 31st March, 2018

Particulars	Note No	For the year ended 31st March 2018	For the year ended 31st March 2017
I. EQUITY AND LIABILITIES			
(1) Shareholder's Funds			
Reserves and Surplus	A	71,478,395.48	72,667,170.40
(2) Non-Current Liabilities			
Other Long term liabilities	B	39,731,075.00	19,531,075.00
(4) Current Liabilities			
(a) Other current liabilities	C	3,009,000.00	-
(b) Short-term provisions	D	25,960.00	25,300.00
Total		114,244,430.48	92,223,545.40
II.Assets			
(1) Non-current assets			
(a) Fixed assets			
(i) Tangible assets	I	107,730,113.33	77,140,369.10
(b) Non-current investments	E	350.00	350.00
(c) Long term loans and advances	F	300,009.00	270,009.00
(2) Current assets			
(a) Cash and cash equivalents	G	6,213,958.15	14,812,817.30
(b) Short-term loans and advances	H	NIL	NIL
Total		114,244,430.48	92,223,545.40

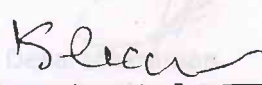

K. Anand
(Mg. Director)


T P Sivaramakrishnan
(Chartered Accountant)





D. Desaratharaman
(Director)


Place : Kalady
Date : 7.9.2018


K.S. Neelacanta Iyer
(Director)

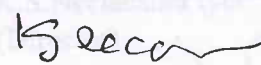
SREE SANKARA COLLEGE ASSOCIATION, KALADY.
SCHEDULES FORMING PART OF BALANCE SHEET AS AT 31.03.2018.

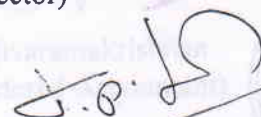
	For the year ended 31st March 2018	For the year ended 31st March 2017
Note - A		
RESERVES AND SURPLUS		
i) a) Surplus:		
Opening balance	72,631,862.40	73,425,847.10
Add: Donation Received from Sringeri Mutt toward corpus	-	-
	72,631,862.40	73,425,847.10
Add: Donation Received from Bharatheethertha Education Society towards Corpus	-	-
	72,631,862.40	73,425,847.10
Less: Excess of expenditure over Income	(1,188,774.92)	(793,984.70)
	71,443,087.48	72,631,862.40
b) Other Reserves		
Endowment Fund	35,308.00	35,308.00
	35,308.00	35,308.00
Total Reserve	71,478,395.48	72,667,170.40
Note - B		
OTHER LONG-TERM LIABILITIES		
a) Others		
Adi Sankara Trust	38,311,075.00	18,111,075.00
Bharathi Theetha Education Society	1,420,000.00	1,420,000.00
	39,731,075.00	19,531,075.00
Note - C		
OTHER CURRENT LIABILITIES		
Sundry Creditors	3,009,000.00	-
	3,009,000.00	-


K. Anand
(Mg. Director)


D. Desaratharaman
(Director)

Place : Kalady
Date : 7.9.2018

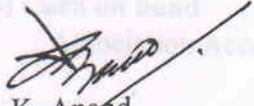

K.S. Neelacanta Iyer
(Director)



T P Sivaramakrishnan
(Chartered Accountant)




**SREE SANKARA COLLEGE ASSOCIATION, KALADY,
SCHEDULES FORMING PART OF BALANCE SHEET AS AT 31.03.2018.**


	For the year ended 31st March 2018	For the year ended 31st March 2017
Note - D		
SHORT-TERM PROVISIONS		
a) Others (specify nature).		
Audit Fee Payable	25,960.00	25,300.00
	25,960.00	25,300.00
Note - E		
NON-CURRENT INVESTMENTS		
h) Other non-current investments (specify nature)		
20 shares if /rs.5 each in Sree Sankarar College Credit Co-	100.00	100.00
25 shares if /rs.10 each in Sree Sankarar College Credit Co-	250.00	250.00
	350.00	350.00
Note - F		
LONG-TERM LOANS AND ADVANCES		
i) Deposits		
a) Telephone Deposit	5,150.00	5,150.00
b) Security Deposit BSNL	5,000.00	5,000.00
c) Salary Advance	263,500.00	233,500.00
d) KSEB Deposit	13,009.00	13,009.00
e) VSNL Deposit	8,600.00	8,600.00
f) Indian Oil Corporation	4,750.00	4,750.00
	300,009.00	270,009.00
Note - G		
CASH AND CASH EQUIVALENTS		
i. (a) Bank balances and treasury balance		
Public Deposit Account	NIL	NIL
	NIL	NIL


K. Anand
(Mg. Director)


D. Desaratharaman
(Director)

Place : Kalady
Date : 7.9.2018


K.S. Neelacanta Iyer
(Director)


T.P. Sivaramakrishnan
(Chartered Accountant)



SREE SANKARA COLLEGE ASSOCIATION, KALADY.
SCHEDULES FORMING PART OF BALANCE SHEET AS AT 31.03.2018.

	For the year ended 31st March 2018	For the year ended 31st March 2017
Fixed Deposit Account		
Association account:-		
Union Bank Of India, Kalady (Endowment Account)	1,000.00	1,000.00
FD Dhanalakshmi Bank	79,509.43	79,509.43
FD Federal Bank, Kalady	100,000.00	100,000.00
Endowment (Geetha Prakashini)	10,000.00	10,000.00
Endowment (Sivaramapillai-Swami Agamamananda)	10,000.00	10,000.00
Alumni Endowment Scholarship	22,000.00	22,000.00
Indira Vikas Patra	800.00	800.00
SBT Trivandrum (Kerala University Financial	256,687.18	256,687.18
	479,996.61	479,996.61
Savings Deposit Account		
Union Bank of India, Kalady -10743	23,907.38	22,938.38
Dhanalakshmi Bank Ltd - 18910	399,097.06	381,406.06
Federal Bank Ltd - 2326	9,218.00	8,624.00
Sree Sankara College Co-operative Society	182,996.00	170,806.00
SBT - 183082	249,677.81	249,677.81
DLB - 18903 (Unclaimed Transfer)	190,798.24	190,798.24
DLB - 20436 (For distance education)	547,943.46	527,469.46
DLB - 21228 (For Self Financing Course)	965,731.07	929,614.07
Vijaya Bank - 2117011011000002	(17,521.15)	384,932.00
Vijaya Bank - 2117011011000004 (Kaushal Kendra)	296,104.00	844,729.00
Vijaya Bank -211701011000003 (SF)	653,231.00	8,333,811.00
Federal Bank Ltd - 2896	100,961.00	92,836.00
	3,602,143.87	12,137,642.02
Sree Sankara College Employees credit co-op Society	128,000.00	128,000.00
Interest Accrued on Fixed Deposits	292,943.70	292,943.70
	420,943.70	420,943.70
(b) Cash on hand		
Association Account	1,710,873.97	1,774,234.97
	1,710,873.97	1,774,234.97
Total Cash & Cash Equivalents	6,213,958.15	14,812,817.30
Note - H		
SHORT TERM LOANS AND ADVANCES	NIL	NIL
	NIL	NIL

K. Anand
(Mg. Director)

D. Desaratharaman
(Director)

K.S.Neelacanta Iyer
(Director)

T P Sivaramkrishnan
(Chartered Accountant)



Place : Kalady
Date : 7.9.2018

SREE SANKARA COLLEGE ASSOCIATION, KALADY
LIST OF FIXED ASSETS - 31.03.2018.

PARTICULARS	GROSS BLOCK				DEPRECIATION				NET BLOCK		
	As on	Up to Sept 2017	after Sept 2017	Deletions	As on	Rate	Up to	During the period	Up to	As on	As on
	01.04.2017				31.03.2018	%	31.03.2017		31.03.2018	31.03.2018	31.03.2017
and	2,680,306.82				2,680,306.82				2,680,306.82	2,680,306.82	2,680,306.82
Buildings	25,078,712.69	5,000,000.00	16,500,000.00		46,578,712.69	5.00%	11,244,671.49	1,354,202.06	12,598,873.55	33,979,839.14	13,834,041.20
Canteen	2,136,074.92	4,110,000.00	6,009,000.00		12,255,074.92	5.00%	233,889.56	450,834.27	684,723.82	11,570,351.10	1,902,185.36
Electrical & Pipe Fitting	853,781.57				853,781.57	25.88%	798,898.03	14,203.86	813,101.89	40,679.68	54,883.54
Open Air Theatre	29,116.69				29,116.69	5.00%	27,460.50	82.81	27,543.31	1,573.38	1,656.19
Open Air Auditorium	2,946,000.30				2,946,000.30	5.00%	1,044,536.45	95,073.19	1,139,609.64	1,806,390.66	1,901,463.85
Swimming Pool	82,445.41				82,445.41	5.00%	56,195.46	1,312.50	57,507.96	24,937.45	26,249.95
Stadium	10,327.95				10,327.95	5.00%	9,958.74	18.46	9,977.20	350.75	369.21
Students Centre	71,282.56				71,282.56	5.00%	61,372.08	495.52	61,867.61	9,414.95	9,910.48
Furniture & Office Equipment	8,225,180.16		382,500.00		8,607,680.16	18.10%	6,462,679.06	357,972.95	6,820,652.01	1,811,028.15	1,762,501.10
Lab for Microbiology	124,590.08				124,590.08	5.00%	60,419.39	3,208.53	63,627.92	60,962.16	64,170.69
Laboratory Equipments	4,316,000.36				4,316,000.36	25.88%	4,159,108.08	40,603.72	4,199,711.80	116,288.56	156,892.28
Library Books	1,119,301.87				1,119,301.87	18.10%	1,037,042.91	11,268.87	1,068,311.78	50,990.09	92,258.96
Self financing Books	91,139.00				91,139.00	18.10%	81,810.63	1,688.44	83,499.06	7,639.94	9,328.37
Water Tank	7,806.19				7,806.19	18.10%	7,500.83	55.27	7,556.10	250.09	305.36
Toilets	85,000.00				85,000.00	15.33%	75,978.69	32,042.97	108,021.66	176,978.34	9,021.31
Xerox Machine	411,525.05				411,525.05	18.10%	370,170.35	2,485.20	377,655.55	33,869.50	41,354.70
Bore Well	263,476.19				263,476.19	18.10%	148,353.61	20,837.19	169,190.80	94,285.39	115,122.58
Over Head Tank	51,225.16				51,225.16	18.10%	49,982.19	224.98	50,207.17	1,017.99	1,242.97
Basket Ball Court	28,007.00				28,007.00	18.10%	27,214.32	143.48	27,357.79	649.21	792.68
Aadi Sankara Mandapam	108,320.00				108,320.00	18.10%	104,222.46	741.65	104,964.12	3,355.88	4,097.54
Security Guard Room	5,500.00				5,500.00	18.10%	5,308.87	34.59	5,343.47	156.53	191.13
P G Block (Jubilee Memorial)	8,657,576.00				8,657,576.00	5.00%	4,172,040.08	224,276.80	4,396,316.88	4,261,259.12	4,485,535.92
Cycle Shed	95,406.00				95,406.00	18.10%	90,303.34	923.58	91,226.92	4,179.08	5,102.66
Association office building	34,870.81				34,870.81	5.00%	24,689.16	509.08	25,198.24	9,672.57	10,181.65
Refrigerator	75,600.00				75,600.00	5.00%	67,018.25	1,315.58	68,333.83	7,266.17	8,581.75
New Passage	651,680.00				651,680.00	5.00%	24,308.93	644.55	24,953.49	12,246.51	12,891.07
Generator House	135,485.00				135,485.00	5.00%	455,638.43	30,053.17	485,691.60	165,988.40	196,041.57
Protection Wall	68,100.00				68,100.00	5.00%	77,345.21	2,906.99	80,252.19	55,232.81	58,139.79
Electrical Fittings	322,654.00				322,654.00	5.00%	43,992.06	1,205.40	45,197.46	22,902.54	24,107.94
Foot Ball Court & Play group	891,038.00		45,976.00		937,014.00	18.10%	238,319.29	19,425.41	257,744.70	110,885.30	84,334.71
Air Conditioner	67,400.00				67,400.00	5.00%	850,384.67	7,358.25	857,742.92	33,295.08	40,653.33
Compound Wall	1,766,775.00				1,766,775.00	5.00%	60,509.07	1,056.38	61,565.45	5,834.55	6,890.93
Computer & Printer	1,444,288.00				1,444,288.00	40.00%	570,322.59	59,822.62	630,145.21	1,136,629.79	1,196,452.41
Water Cooler	102,360.00		3,625,914.00		102,360.00	15.33%	1,423,144.43	747,140.23	2,170,284.66	937,067.34	21,143.57
							93,153.86	1,411.30	94,565.16	1,794.84	9,206.14



T.P. Sivaramakrishnan
(Chartered Accountant)

K.S. Neelacanta Iyer
(Director)

D. Desaratharaman
(Director)

K. Anand
(Mg. Director)

Place: Kalady
Date: 7.9.2018

SREE SANKARA COLLEGE ASSOCIATION, KALADY
LIST OF FIXED ASSETS - 31.03.2018.

PARTICULARS		GROSS BLOCK			DEPRECIATION			NET BLOCK			
Sl No	As on 01.04.2017	Up to Sept 2017	after Sept 2017	Deletions	As on 31.03.2018	Rate %	Up to 31.03.2017	During the period 31.03.2018	Up to 31.03.2018	As on 31.03.2018	As on 31.03.2017
37	P A B X Installation	80,255.00			80,255.00	15.33%	74,103.96	942.96	75,046.91	5,208.09	6,151.04
38	Panasonic CD Projector	57,000.00			624,000.00	15.33%	47,034.18	44,988.31	92,022.49	531,977.51	9,965.82
39	Photostat Machine	64,000.00			64,000.00	15.33%	45,564.57	2,826.15	48,390.72	15,609.28	18,435.43
40	Weighing Balance	89,882.00			89,882.00	15.33%	74,167.12	2,409.09	76,576.21	13,305.79	15,714.88
41	Ladies Hostel Building	2,500,000.00			2,500,000.00	5.00%	410,148.44	104,492.58	514,641.02	1,985,358.98	2,089,851.56
42	Fridge	11,375.00			11,375.00	15.33%	8,098.30	502.30	8,600.69	2,774.31	3,276.61
43	Battery & Inverter	66,800.00			66,800.00	15.33%	27,767.09	5,983.75	33,750.83	33,049.17	39,032.91
44	Camera/CCTV	414,939.00	65,003.00		479,942.00	15.33%	65,844.35	63,481.17	129,325.52	350,616.48	349,094.65
45	Fax	6,500.00			6,500.00	15.33%	5,269.14	188.69	5,457.83	1,042.17	1,230.86
46	Building - Malayalam Block	17,725,000.00			17,725,000.00	5.00%	5,935,320.60	589,483.97	6,524,804.57	11,200,195.43	11,789,679.40
47	Indoor Stadium	13,500,000.00			13,500,000.00	5.00%	2,179,235.94	466,038.20	2,745,274.14	10,754,725.86	11,320,764.06
48	Building - NR Students Cent	718,380.00			718,380.00	5.00%	107,398.33	30,549.08	137,947.41	580,432.59	610,981.67
49	Building Near Basket Ball C	10,000,000.00			10,000,000.00	5.00%	559,375.00	472,031.25	1,031,406.25	8,968,593.75	9,440,625.00
50	Ladies Waiting Shed	296,000.00			296,000.00	5.00%	48,561.58	12,371.92	60,933.50	235,066.50	247,438.43
51	Well	211,500.00			211,500.00	5.00%	24,953.25	9,327.34	34,280.59	177,219.41	186,546.75
52	Building - Micro Biology	10,989,015.00			10,989,015.00	5.00%	1,965,943.22	451,153.59	2,417,096.80	8,571,918.20	9,023,071.78
53	Chalk Board	87,500.00			87,500.00	25.88%	31,037.24	14,612.56	45,649.80	41,850.20	56,462.76
54	MD Cabin & South Block	1,188,950.00			1,188,950.00	5.00%	87,685.06	55,063.25	142,748.31	1,046,201.69	1,101,264.94
55	S. Block - Upgradation	505,358.00			505,358.00	5.00%	12,633.95	24,636.20	37,270.15	468,087.85	492,724.05
56	Transformer 250KVA	1,443,076.00		233,640.00	233,640.00	15.33%	626,765.16	17,908.51	17,908.51	215,731.49	816,310.84
57	Tiles & Aluminium	138,080.00			1,443,076.00	25.88%	17,706.36	211,261.25	838,026.40	605,049.60	120,373.65
58	Check Post & Side Wall	821,350.00			138,080.00	5.00%	217,587.73	6,018.68	23,725.04	114,354.96	603,762.27
59	Retaining Wall	123,990,512.78	9,432,753.00		160,787,295.78	7.23	46,850,143.68	6,207,038.77	53,057,182.45	107,730,113.33	77,140,369.10

(Signature)
T P Sivaramakrishnan
(Chartered Accountant)



(Signature)
K.S. Neelacanta Iyer
(Director)


(Signature)
D. Desaratharaman
(Director)

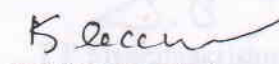
(Signature)
K. Anand
(Mg. Director)


Place : Kalady
Date : 7.9.2018


SREE SANKARA COLLEGE ASSOCIATION, KALADY
SCHEDULES FORMING PART OF INCOME AND EXPENDITURE ACCOUNT FOR THE YEAR ENDED
31.03.2018.

	For the year ended 31st March 2018	For the year ended 31st March 2017
Note - J REVENUE FROM OPERATIONS		
Fee Collection		
Admission Fee	853,900.00	1,512,050.00
Common Fees/Fine	70,000.00	153,195.00
Application Form Fee	89,850.00	300,935.00
Income from distance Education course	-	400,000.00
Income from self financing course	9,780,100.00	9,255,975.00
Income from Koushal Kendra	3,225,959.00	1,118,175.00
	14,019,809.00	12,740,330.00
Note -K		
Other Income		
Interest Received	451,747.00	653,394.00
Miscellaneous Income		
Other income	150.00	78,000.00
	451,897.00	731,394.00
Note - L FINANCE COSTS		
a. Interest expense and Bank Charges	3,918.15	4,340.61
b. Other borrowing costs;	-	-
	3,918.15	4,340.61
Note - M EMPLOYEE BENEFITS EXPENSE		
(a) (i) salaries and wages	3,397,327.00	2,395,320.00
Remuneration to Lectures	806,000.00	190,200.00
(ii) staff welfare expense	-	2,700.00
	4,203,327.00	2,588,220.00


K. Anand
(Mg. Director)


K.S. Neelacanta Iyer
(Director)


D. Desaratharaman
(Director)



T.P. Sivaramakrishnan
(Chartered Accountant)

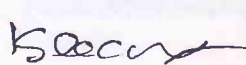
Place : Kalady
Date : 7.9.2018





SREE SANKARA COLLEGE ASSOCIATION, KALADY
SCHEDULES FORMING PART OF INCOME AND EXPENDITURE ACCOUNT FOR THE YEAR ENDED
31.03.2018.

Particulars	Note No.	For the year ended 31st March 2018	For the year ended 31st March 2017
OTHER EXPENSES			
a Printing & Stationery		180,861.00	217,926.50
b Postage & Telegram Charges		7,887.00	69,539.00
c Telephone Charges		111,912.00	121,899.00
d Repairs & Maintenance		210,375.00	1,875,841.00
Repairs & Maintenance		92,906.00	79,779.00
Diesel Generator & Fuel Expenses		317,913.00	58,473.00
Service & Networking Charges		3,817.00	104,918.00
e Laboratory Expenses		-	464,730.00
f Expenses on Distance Education Course		61,289.00	25,718.00
g Travelling Expenses		25,960.00	31,698.00
h Audit fee		896,488.00	803,261.00
i General Expenses		2,885,977.00	3,202,051.00
j Expenses on Self Financing		450,812.00	217,870.00
k Koushal Kendra Expenses		5,246,197.00	7,273,703.50
Note - 0			
PAYMENTS TO THE AUDITORS			
(a) audit		25,960.00	25,300.00
(b) for taxation matters		-	-
(c) for company matters		-	-
(d) for management services		-	-
(e) for other services		-	6,398.00
(f) for reimbursement of expense		25,960.00	31,698.00


K. Anand
(Mg. Director)


K.S. Neelacanta Iyer
(Director)


D. Desaratharaman
(Director)


T.P. Sivaramakrishnan
(Chartered Accountant)

Place : Kalady
Date : 7.9.2018

